

CANGRAFT

ALPHA

SG 24X30

Range of our Fixed Tower Crane

MODEL	4510	5012	5030	5213	5510	6012	7022	7030	8030
Jib Length (m)	45	50	50	52	55	60	70	70	80
Max Capacity (t)	5	5	10	5	5	5	12	16	20

Auth. Dealer

CANGRAFT EQUIPMENT PRIVATE LIMITED
Office No.16, Wing C, Roshan One, Chakan M.I.D.C
Phase-II Near Podar International School
Varale, Pune-410501
Mobile : +91-8800239853, +91-8800495428
Email : info@cangraftequipment.com

alpha services

HEAD OFFICE

D-8/12, Phase-I
100 Feet Road,
Chatterpur Enclave,
New Delhi-110074

+91.11.26302647, 26302527
alpha@alphaservices.co.in

UNIT I

F-84-85, 85A & 59A
RIICO Industrial Area,
Bhivadi, Distt: Alwar,
Rajasthan-301019

+91.7231913111
alpha1@alphaservices.co.in

UNIT II

SPA-531,
RIICO Industrial Area,
Bhivadi, Distt: Alwar,
Rajasthan-301019

+91.8875838111, 7230060714
+91.8875656111
alpha2@alphaservices.co.in



www.alphaservices.co.in

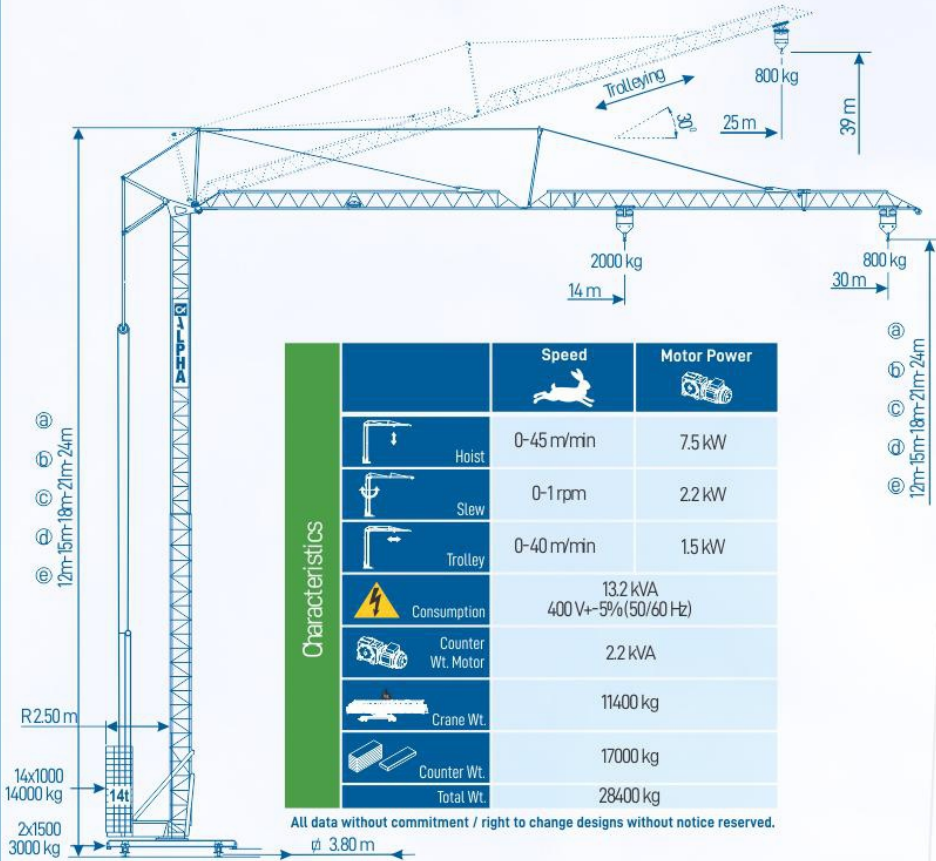
ADVANCED CRANES FOR CONSTRUCTION

In technical collaboration with SOIMA

MOBILE TOWER CRANE SG 24X30

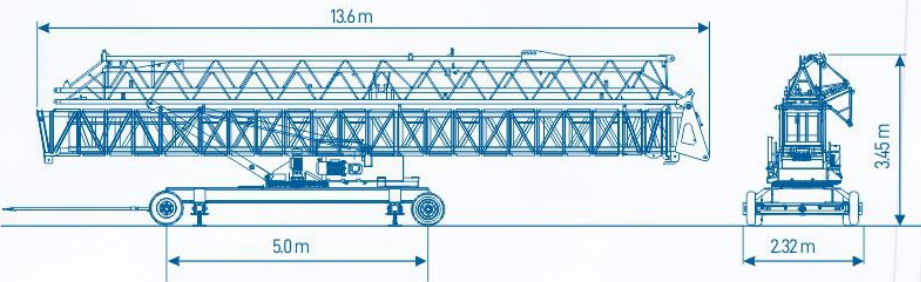


MOBILE TOWER CRANE SG 24X30

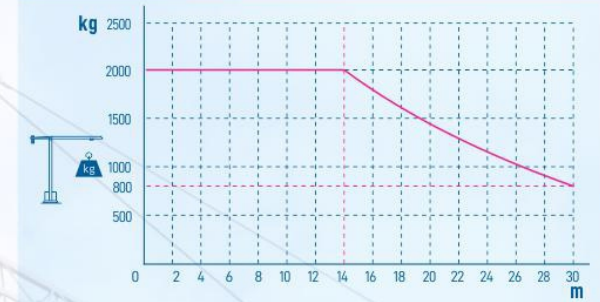


Characteristics		Speed	Motor Power
	Hoist	0-45 m/min	7.5 kW
	Slew	0-1 rpm	2.2 kW
	Trolley	0-40 m/min	1.5 kW
	Consumption	13.2 kVA 400 V+5%(50/60 Hz)	
	Counter Wt. Motor	2.2 kVA	
	Crane Wt.	11400 kg	
	Counter Wt.	17000 kg	
	Total Wt.	28400 kg	

All data without commitment / right to change designs without notice reserved.

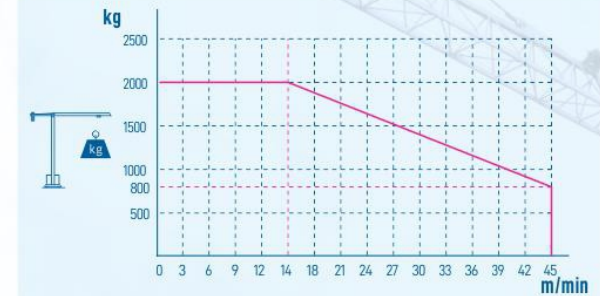


Load diagram



Jib Length - 30 Mtr

Speed diagram



Hoisting speed

Salient Features of SG 24x30

- **Biggest Crane** in its category with Jib length of 30 m and 39 m maximum height in luffed position.
- All Motors with **variable frequency drive**.
- **Self folding & unfolding** with one button.
- **Additional motor** for Counterweight.
- **Remote Controlled** operations Cordless remote control as option.